

Funding Opportunity Search

This screen allows researchers to find information on grant opportunities.

The Maestro database of funding opportunities is updated nightly with all funding opportunities from the federal Grants.Gov funding opportunity database.

Using the Search Panel

There are several methods available for locating funding opportunities.

Enter your search criteria in any of the fields below. Match all or any.

Each searchable field has a drop-down list next to the default operator condition where you can change the operator condition from the default supplied value.

For example, to change the default value of searching for opportunities where the Title *contains* the word ‘heart’ to searching for opportunities where the Title *equals* the word ‘heart’, select the icon located next to the Title field and select *equals* from the list of available operators.

You can combine searches by entering values in two or more fields.

- Note that when combining searches, they are combined with the AND operator.

Once you have entered/selected your search criteria, click the button to perform the search.

To display detailed information for an opportunity result returned, click the request for proposal number hyperlink in the RFP# column.

Title	Sponsor	RFP#	Reviewed by OSRS	Ltd. Sub.
Secondary Dataset Analyses in Heart, Lung, and Blood Diseases and Sleep Disorders (R21)	National Institutes of Health	PAR-13-009	Yes	No
NHLBI SBIR Phase IIB Bridge Awards to Accelerate the Commercialization of Technologies for Heart, Lung, Blood, and Sleep Disorders and Diseases (R44)	National Institutes of Health	RFA-HL-16-009	No	No
Onsite Tools and Technologies for Heart, Lung, and Blood Clinical Research Point-of-Care SBIR (R43/R44)	National Institutes of Health	RFA-HL-14-011	No	No
Onsite Tools and Technologies for Heart, Lung, and Blood Clinical Research Point-of-Care STTR (R41/R42)	National Institutes of Health	RFA-HL-14-017	No	No

This will open the funding opportunity detail screen which contains additional detailed information from the Sponsor for the funding opportunity.

Funding Opportunity Detail

[CDC-RFA-DP14-14220PPHF15: PPHF 2015: Heart Disease](#)

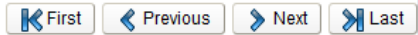
URL
 Sponsor Department of Health and Human Services
 Title CDC-RFA-DP14-14220PPHF15: PPHF 2015: Heart Disease
 Ltd. Sub. No
 Reviewed by OSRS No

Dates	Type	Date	Date Description
No data to display.			

Purpose INFORMATIONAL PURPOSE ONLY This FOA is financed solely by fiscal year 2015 Prevention and Public Health Fund (PPHF) and is a continuation of funds intended only for grantees previously awarded under CDC-RFA-DP14-1422PPHF14, entitled ‘State and Local Public Health Actions to Prevent Obesity, Diabetes, and Heart Disease and Stroke’

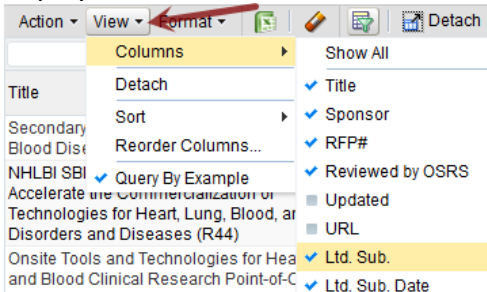
Eligibility This FOA is financed solely by fiscal year 2015 Prevention and Public Health Fund (PPHF) and is a continuation of funds intended only for grantees previously awarded under CDC-RFA-DP14-1422PPHF14, entitled ‘State and Local Public Health Actions to Prevent Obesity, Diabetes, and Heart Disease and Stroke’

If your search yielded multiple results, use the buttons located on the right of the Funding Opportunity Detail screen to navigate and view each record:




Customizing the Query Results Display

Select View from the Action/Icon Toolbar to display additional columns, remove columns from the display, or reorder the columns displayed.



Hover your mouse over a column header label and select the Sort Ascending or Sort Descending indicators that appear to sort the results accordingly.

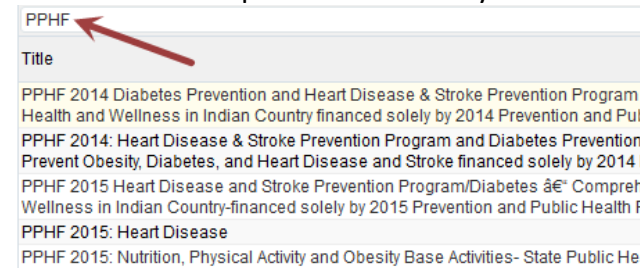


Columns may be resized by hovering your mouse between column header labels. The mouse pointer will change to a plus sign with arrows. Press the left mouse button and resize the column heading while still depressing the mouse button, and then release.

Filtering Results with Query By Example

You can filter the results displayed in the results panel by typing your filter criteria directly in the Query by Example field located above each column.

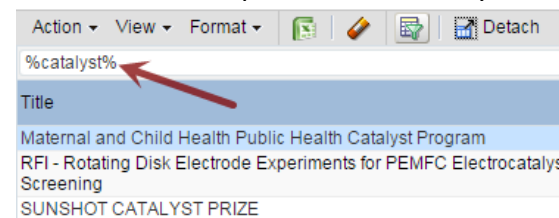
For example, to display only the results where the Title begins with 'PPHF', type 'PPHF' in the Query by Example field located above the Title column and press the enter key.



To clear your filter criteria, click the eraser icon on the Action/Icon Toolbar.

To enter partial values, you must use a Wildcard placeholder. Use "%" in place of one or more unknown characters, to indicate that there may be any number of characters before or after the text.

For example, to display results where Title contains the word 'catalyst', type "%catalyst%" in the Query by Example field located above the Title column and press the enter key.



Exporting Search Results

To export the results of the search to an Excel file, select Action > Export To Excel from the Action/Icon Toolbar or click on the Excel icon.

